



BIBLIOTECA DEL ARROYO

SANTA FE

BIOLOGIA CENTRALI-AMERICANA;

OR,

CONTRIBUTIONS TO THE KNOWLEDGE

OF THE

FAUNA AND FLORA

OF

MEXICO AND CENTRAL AMERICA.

EDITED BY

E. DUCANE GODMAN AND OSBERT SALVIN.

ARCHÆOLOGY.

VOLUME I.

(PLATES.)

By A. P. MAUDSLAY.

LONDON:


PUBLISHED FOR THE EDITORS BY

R. H. PORTER, 7 PRINCES STREET, CAVENDISH SQUARE, W.,

AND

DULAU & CO., SOHO SQUARE, W.

1889—1902.



CONTENTS.

ARCHÆOLOGY.


VOL. I.

(PLATES.)


COPAN


PLATES
I.—CXIX.

For description and explanation of Plates, see Text, Vol. I.

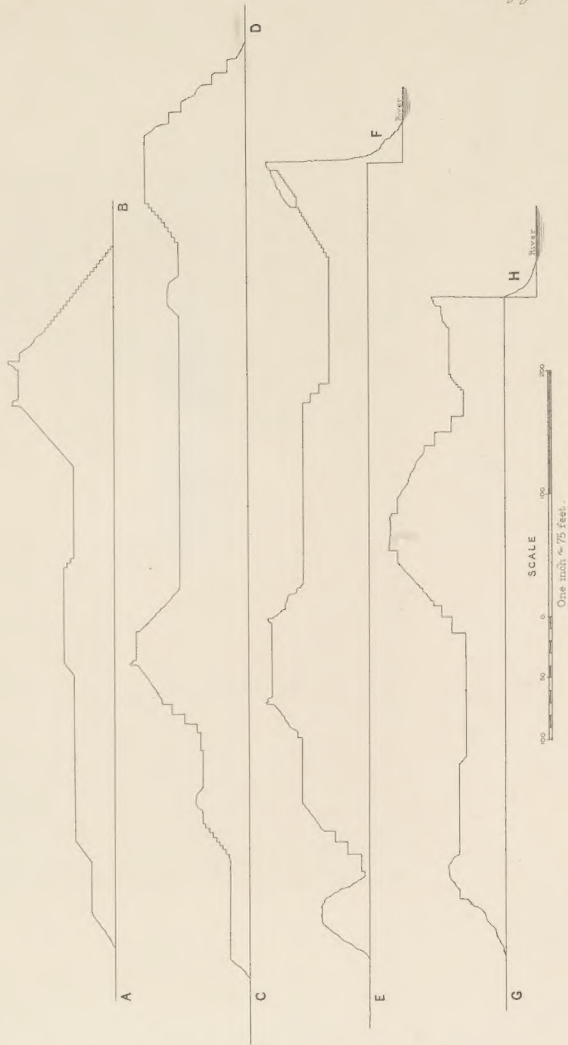








PHOTOGRAPH OF A PLASTER MODEL, IN THE SOUTH KENSINGTON MUSEUM, OF THE RUINS OF COPAN.



SECTIONS THROUGH THE PRINCIPAL STRUCTURES (See also Plate 1)






(a) VIEW OF PRINCIPAL STRUCTURES LOOKING SOUTH




[Faint, illegible handwritten text]





(c) THE GREAT PLAZA (Plate 1) See Pages 19 & 20








N

I


N







(c) STEPS LEADING TO UPPER TERRACE & TEMPLE (NOLA & PLACE 1) See Page 21








(a) PART OF STEP & OF SERPENT'S HEAD ORNAMENT ON THE WEST SIDE OF THE INNER DOORWAY IN TEMPLE (No 11 Plate 1) See  on Plan Page 21



(b & c) PARTS OF CORNICE FROM THE EAST SIDE OF INNER DOORWAY IN TEMPLE (No 11 Plate 1) PHOTOGRAPHS OF THE ORIGINAL SCULPTURE IN THE SOUTH KENSINGTON MUSEUM See Page 22









Fig. 1. Fragment of hieroglyphic relief.

Fig. 2. Hieroglyphic frieze from the temple of Amenhotep III.


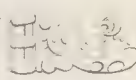


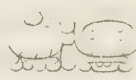




Fig. 3. Hieroglyphs from the temple of Amenhotep III.



RELIEF IN THE SOUTH KENSINGTON MUSEUM See Page 1


RELIEF IN THE SOUTH KENSINGTON MUSEUM See Page 1



19 20 21 22 23 24 25 26 27 28 29 30

RELIEF IN THE SOUTH KENSINGTON MUSEUM See Page 1





OUTLINE DRAWING OF THE ABOVE CARVING SLIGHTLY RESTORED





Handwritten text, possibly a date or location, located in the upper right corner of the page.



Vertical handwritten text, possibly a date or location, located to the right of the second photograph.









Red Hill



(a) DOORWAY LEADING TO THE INNER CHAMBER OF TEMPLE (N° 22 Plate 1) SHOWING THE POSITION OF THE DEPLETED CORNICE & FALLEN ROOF STONES, BEFORE THE PASSAGE TO THE INNER CHAMBER HAD BEEN CLEARED See Page 28

H. Lingg, H. C.




(b) VIEW OF OUTER CHAMBER OF TEMPLE (N° 22 Plate 1) See (c) in Plan on Page 28.



Stone

1914





Handwritten text, possibly a page number or title, located in the upper right corner of the page.





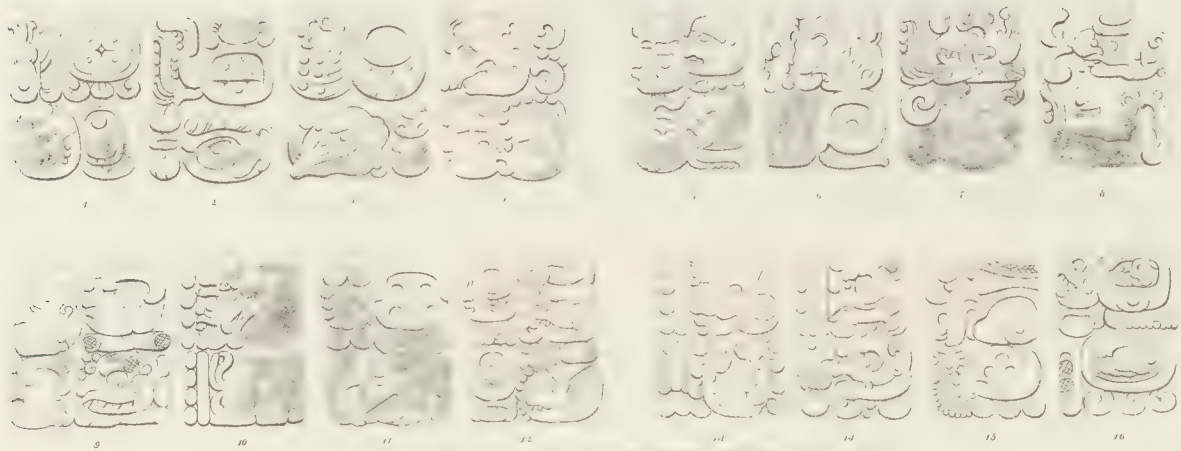




PLATE I. ARABIAN INSCRIPTIONS. (See page 100.)











View of the wall at the entrance to the ruins of San Juan de los Rios



View of the wall at the entrance to the ruins of San Juan de los Rios











View of the Wal Stream, 1914














THE END OF THE WORLD
AND THE BEGINNING OF THE NEW



Handwritten text in the top left corner, possibly a date or reference number.

Handwritten text in the top middle section.

Large, stylized handwritten characters in the top center.

Handwritten text in the top right section.

Handwritten text in the top right corner.

Large, stylized handwritten characters in the middle left section.

Handwritten text in the middle center section.

Large, stylized handwritten characters in the middle right section.

Handwritten text in the bottom right section.

Handwritten text in the bottom left corner.

Large, stylized handwritten characters in the bottom middle section.

Handwritten text in the bottom center section.

Handwritten text in the bottom center section.

Handwritten text in the bottom center section.










ELA A. (Pages 36 to 39) DRAWING AND PARTLY RESTORED FROM A CAST IN TI





...



Sanctuary of the


Sanctuary of the











... (Figs. 36-39) INSCRIPTION ON THE SIDES AND BACK DRAWN FROM A PLASTER CAST IN THE SOUTH KENSINGTON MUSEUM



Vertical column of Arabic calligraphy, likely a list or index.

Vertical column of Arabic calligraphy, likely a list or index.

Vertical column of Arabic calligraphy, likely a list or index.

Vertical column of Arabic calligraphy, likely a list or index.


Vertical column of Arabic calligraphy, likely a list or index.


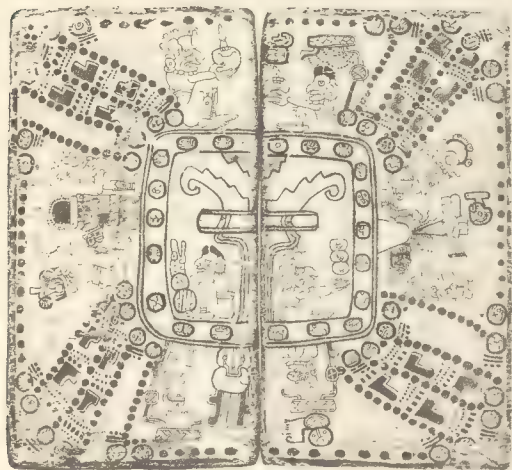
Vertical column of Arabic calligraphy, likely a list or index.

Vertical column of Arabic calligraphy, likely a list or index.

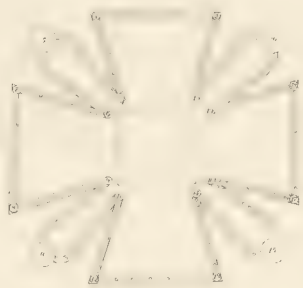
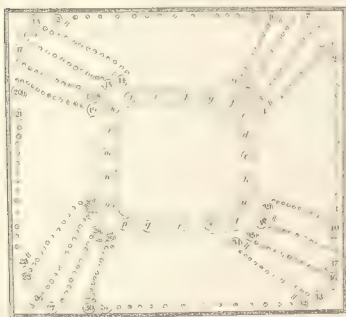
Vertical column of Arabic calligraphy, likely a list or index.


Vertical column of Arabic calligraphy, likely a list or index.






Handwritten notes or a list of items, possibly related to the architectural plans, including some symbols and text.









Stupa, Blue Hill





STELA B (Figs. 42 & 43) DRAWN & PARTLY RESTORED FROM PHOTOGRAPHS





Archaeology Plate 55









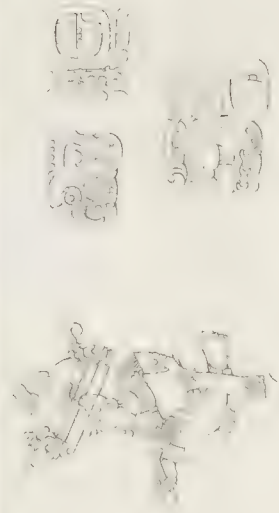

PLATE 36




The first part of the manuscript is a list of names and titles, including "The King of the Kings" and "The Lord of the Lords". The text is written in a highly decorative, calligraphic style with large, bold letters. The names are arranged in a somewhat irregular pattern, with some lines being longer than others. The text is written in a dark ink, possibly black or dark brown, and is set against a light background.

The second part of the manuscript is a list of names and titles, including "The King of the Kings" and "The Lord of the Lords". The text is written in a highly decorative, calligraphic style with large, bold letters. The names are arranged in a somewhat irregular pattern, with some lines being longer than others. The text is written in a dark ink, possibly black or dark brown, and is set against a light background.





STELA B (Pages 42 & 43) BACK VIEW AND DETAILS DRAWN FROM PHOTOGRAPHS (See also Plate 24 r.)



Bad Center Am

Bad Center Am









— — — — —






STELA C (Page 46), INSCRIPTION DRAWN FROM A PLASTER CAST IN THE SOUTH KENSINGTON MUSEUM.









(a) West Side




STELA D (Pages 45-47)









(B) West Side



East Side


STELA D. (Pages 45 & 47)





STELA D. (Figures 45-47) DRAWN & PARTLY RESTORED FROM PHOTOGRAPHS





STELA D. (Pages 46-47) DRAWN & PARTLY RESTORED FROM PHOTOGRAPHS








PLATE I











PLATE I. THE POOL CORNER ARM. THE DRAWINGS ARE BY MR. A. HUNTER.



Autotype

Autotype



STELA F AND ALTAR (Page 46) FACING WEST






(a) South Side



STELA F (Page 1)












View of the temple at ...



End of the line

including the 18








PLATE I. FIG. 1. DRAWN FROM A PLASTER CAST IN THE SOUTH KENSINGTON MUSEUM






SECTION OF FORT AN




Red Lake, Minn.


Antiquary Club 56








North Side




South Side


STELLA H (Page 40) NORTH & SOUTH SIDES DRAWN FROM A PLASTER CAST IN THE SOUTH KENSINGTON MUSEUM



San Geronimo


San Geronimo






End of the stone

1875



STELA H (Pages 20 & 21) BACK VIEW DRAWN FROM A PLASTER CAST IN THE SOUTH KENSINGTON MUSEUM





(10) STELA H. (Page 50)





Fig. 100







Fig. 101. The same as Fig. 100, but with the figure of the seated deity in the center.


Fig. 102

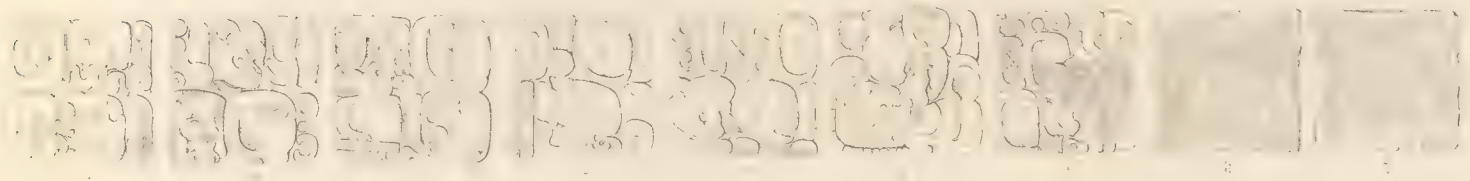




Cont. to. or No.


Archology Plate 14







STELA I (Page 43) INSCRIPTION ON THE BACK & SIDES DRAWN FROM A PLASTER CAST IN THE SOUTH KENSINGTON MUSEUM





(a) EAST FACE (Back)



(b) WEST FACE (Front)

STELA J (Pages 53R-54)






Cast. Costa Rica

Cast. Costa Rica



— 11 —







Column capital of the Temple of Apollo at Delphi, Greece.






Vertical text on the right side of the page, possibly a title or description of the illustrations.






STELA J (Pages 51 & 52) INSCRIPTIONS ON THE SIDES ARRANGED IN PARAGRAPHS





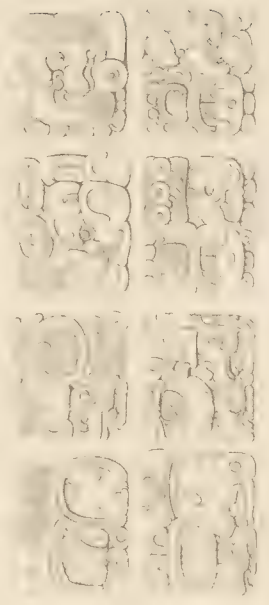

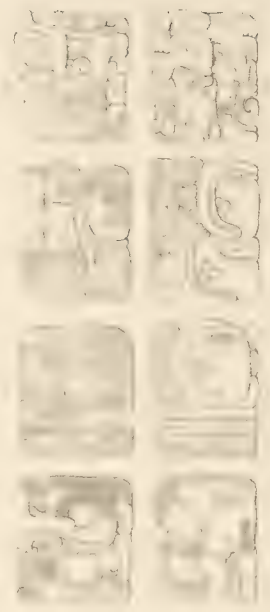

Vertical text on the right side of the page, likely a title or description of the drawings.







STELA J (Page 64) INSCRIPTION ON THE EAST FACE ARRANGED IN COLUMNS






62) ALTAR K. Page 54) INSCRIPTION JAWAH FROM A PLASTER CAST IN THE SOUTH KENSINGTON MUSEUM






Handwritten musical notation for Violin, Viola, and Cello/Double Bass. The notation is arranged in two rows of staves. The first row contains five staves, and the second row contains five staves. The notation includes various musical symbols such as clefs, notes, rests, and dynamic markings. The handwriting is in a cursive style, typical of 18th or 19th-century manuscripts. The paper is aged and yellowed.




— about 1/2 in. 75









Small vertical handwritten text, likely a reference number or description.





Architectural drawing of a classical facade, showing a large central archway, columns, and intricate carvings.






(a) STELA N (Pages 55-57) EAST SIDE




(b) STELA N (Pages 55-57) WEST SIDE






(b) WEST SIDE




(a) STELA N (Pages 55-57) EAST SIDE






WELLS, Eng. Co. 7 NORTH EAST 111


WELLS, Eng. Co. 7 NORTH EAST 111




Handwritten text, possibly a page number or date.

Handwritten text, possibly a page number or date.









Handwritten text in Arabic script, organized into three columns. The text is highly stylized and includes various diacritical marks. The columns are arranged vertically on the page.






Handwritten caption or label for the photograph, oriented vertically.










[Faint vertical text, possibly a signature or date]



Sub. Costa Am

Sub. Costa Am




Sub. Costa Am, West P. 3





STELA P. (Pages 48, 49) WEST FACE DRAWN FROM A PLASTER CAST IN THE SOUTH KENSINGTON MUSEUM




Pl. 100




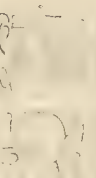






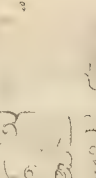
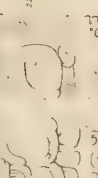
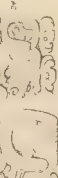
Pl. 100



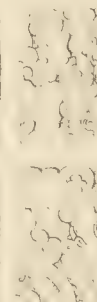





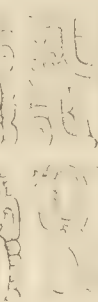






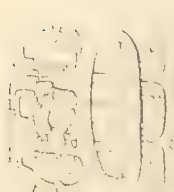

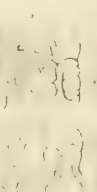




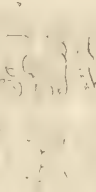

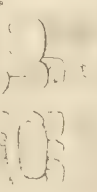
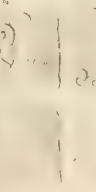
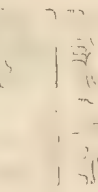

Pl. 100





Pl. 100




1. 
 2. 
 3. 
 4. 
 5. 
 6. 
 7. 
 8. 
 9. 
 10. 
 11. 
 12. 
 13. 

1. 
 2. 
 3. 
 4. 
 5. 
 6. 
 7. 
 8. 
 9. 
 10. 
 11. 
 12. 
 13. 


1. 
 2. 
 3. 
 4. 
 5. 
 6. 
 7. 
 8. 
 9. 
 10. 
 11. 
 12. 
 13. 



1. 
 2. 
 3. 
 4. 






— 100 —





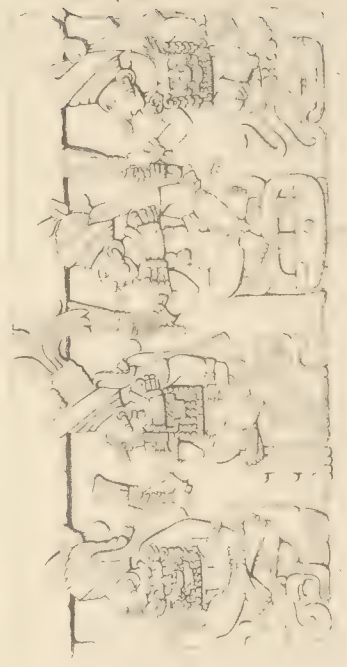
Well at Belmont

Well at Belmont






... ..



... ..




... ..



... ..

... ..







10
 11
 12
 13
 14
 15
 16
 17
 18
 19
 20
 21
 22
 23
 24
 25
 26
 27
 28
 29
 30
 31
 32
 33
 34
 35
 36
 37
 38
 39
 40
 41
 42
 43
 44
 45
 46
 47
 48
 49
 50
 51
 52
 53
 54
 55
 56
 57
 58
 59
 60
 61
 62
 63
 64
 65
 66
 67
 68
 69
 70
 71
 72
 73
 74
 75
 76
 77
 78
 79
 80
 81
 82
 83
 84
 85
 86
 87
 88
 89
 90
 91
 92
 93
 94
 95
 96
 97
 98
 99
 100

THE
 ANTIQUARY
 AND
 THE
 ARTS
 AND
 CRAFTS
 SOCIETY
 OF
 GREAT
 BRITAIN
 AND
 IRELAND
 1831-1832
 VOL. VII. PART II.






(a) ALTAR R (Page 60) DRAWN FROM THE ORIGINAL SCULPTURE IN THE SOUTH KENSINGTON MUSEUM












PLATE 96. I. 1. 2. 3. 4. 5. 6. 7. 8. 9. 10. 11. 12. 13. 14. 15. 16. 17. 18. 19. 20. 21. 22. 23. 24. 25. 26. 27. 28. 29. 30. 31. 32. 33. 34. 35. 36. 37. 38. 39. 40. 41. 42. 43. 44. 45. 46. 47. 48. 49. 50. 51. 52. 53. 54. 55. 56. 57. 58. 59. 60. 61. 62. 63. 64. 65. 66. 67. 68. 69. 70. 71. 72. 73. 74. 75. 76. 77. 78. 79. 80. 81. 82. 83. 84. 85. 86. 87. 88. 89. 90. 91. 92. 93. 94. 95. 96. 97. 98. 99. 100.



2nd 1000

1000







Main body of handwritten text, consisting of several lines of cursive script.

Small handwritten notes or fragments on the left side of the page.


Large central section of handwritten text, organized into a grid-like structure with numbered lines (e.g., 27, 28, 29, 30, 31, 32, 33, 34).

Small handwritten notes or fragments on the right side of the page.








d FROM THE EAST SIDE OF STELA D QUIRIGUA




b FROM THE BACK OF STELA H COPAN



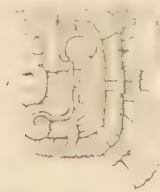
e FROM MONOLITH B QUIRIGUA




g from STELA F QUIRIGUA
h from ALTAR T, West Side, COPAN
i from STELA P COPAN



f FROM A STONE LINTEL AT MENCHE



EXAMPLES OF THE USE OF THE SERPENT BIRD (Pages 63 & 64)






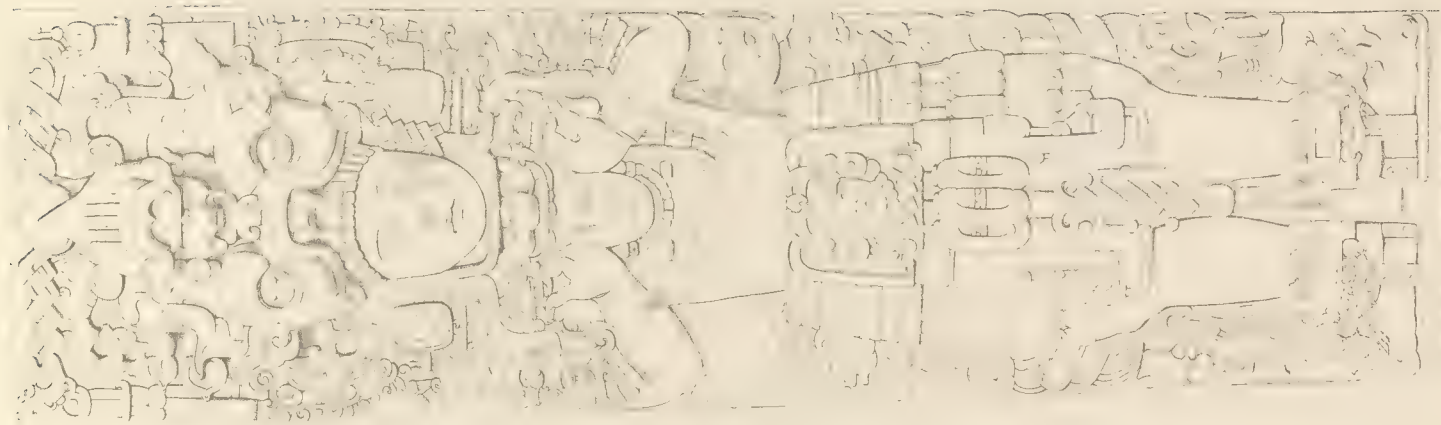


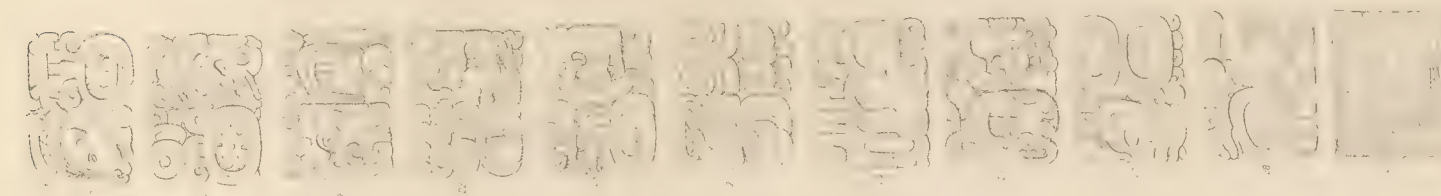

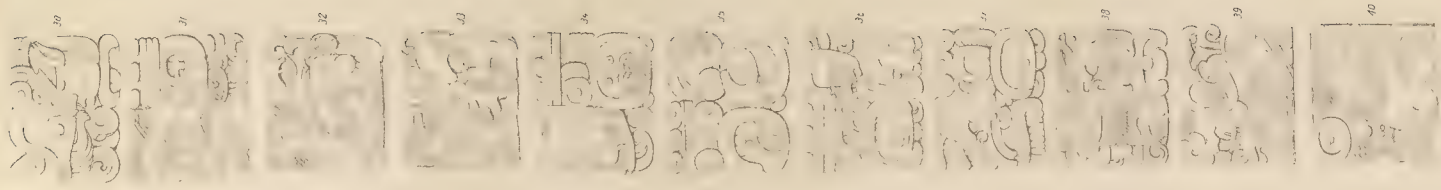
Fig. 1. Vorderhorn des Osiris, aus dem Tempel von Abydos.





The figure is seated on a throne, wearing a tall, ornate crown and a dhoti. The figure is flanked by smaller figures and intricate architectural elements like pillars and arches. The entire scene is enclosed in a rectangular border.





STELA 2. DRAWING OF THE INSCRIPTION See Page 65


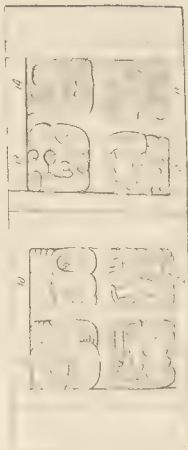

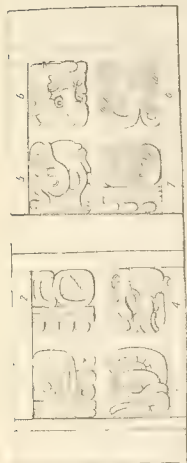




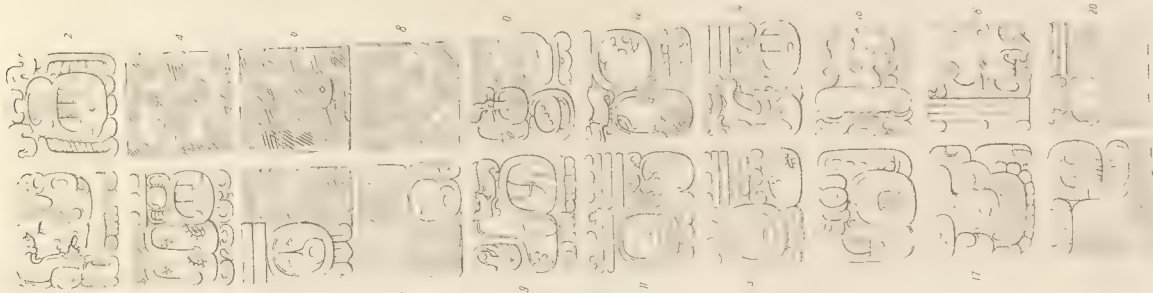
a STELA, 2. PHOTOGRAPH OF FACE See Plate 101 & Page 66
b STELA, 4. FRAGMENTS SHOWING INSCRIPTION See Plate 104 & Pages 66-67
c " " PEDESTAL AND (EXCAVATED) SUPPORTS See Plate 104 & Pages 66-67

Autotype C^o





Handy lau C



Handy lau C







STELA 6






Site A 6








STELA 6. DRAWING OF THE INSCRIPTION. See *Plates 105/106*

W Purkase hth.






STELA 7. DRAWING OF INSCRIPTION, See Page 67

W. P. ...



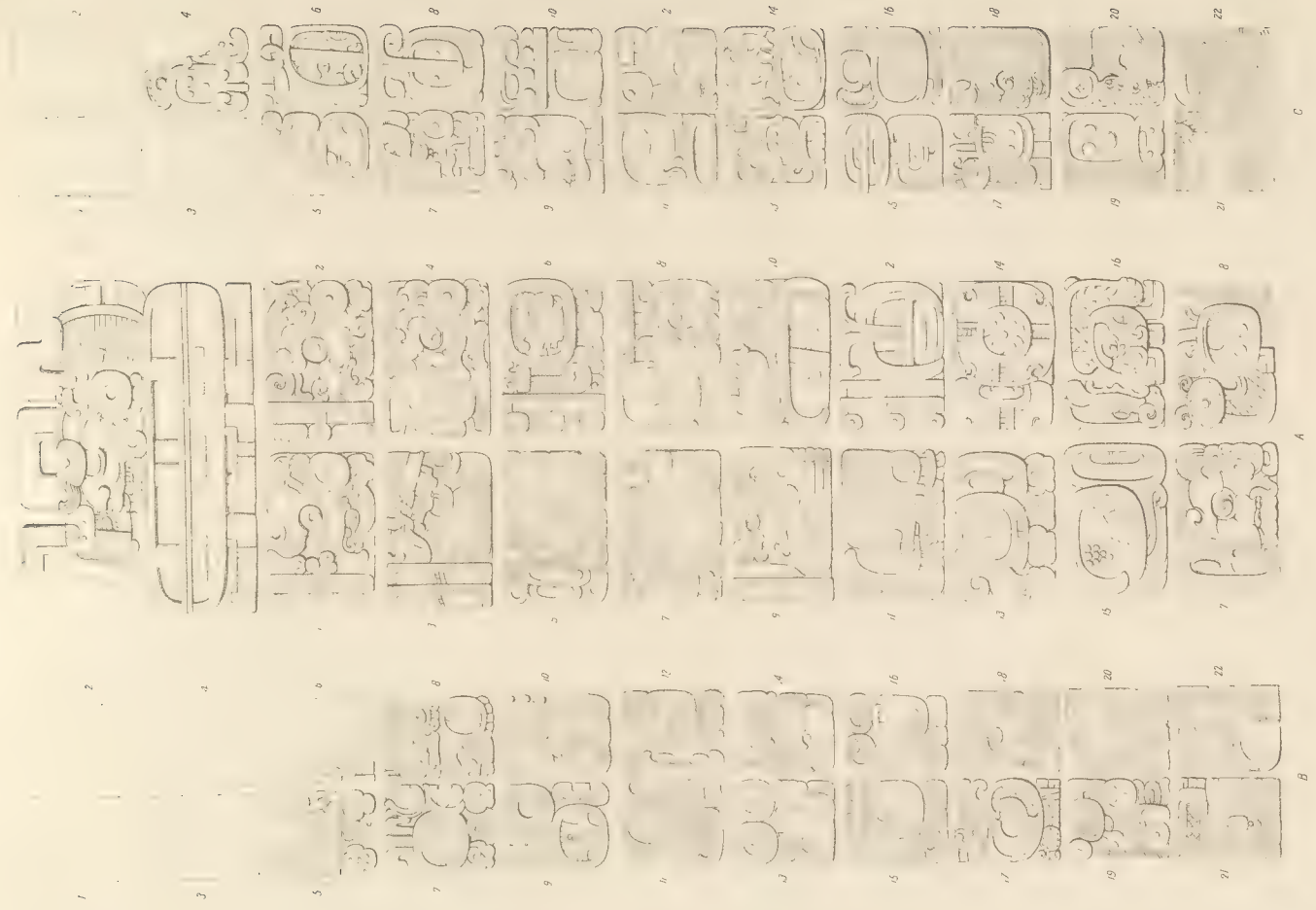


STELA 8 and 9 See page 27 and 28




STELA 8 DRAWING OF THE INSCRIPTION. See Page 27





STELA 9 - DRAWING OF THE STELE - NO. 1 - 1887 - 1888 - 1889 - 1890 - 1891 - 1892 - 1893 - 1894 - 1895 - 1896 - 1897 - 1898 - 1899 - 1900 - 1901 - 1902 - 1903 - 1904 - 1905 - 1906 - 1907 - 1908 - 1909 - 1910 - 1911 - 1912 - 1913 - 1914 - 1915 - 1916 - 1917 - 1918 - 1919 - 1920 - 1921 - 1922 - 1923 - 1924 - 1925 - 1926 - 1927 - 1928 - 1929 - 1930 - 1931 - 1932 - 1933 - 1934 - 1935 - 1936 - 1937 - 1938 - 1939 - 1940 - 1941 - 1942 - 1943 - 1944 - 1945 - 1946 - 1947 - 1948 - 1949 - 1950 - 1951 - 1952 - 1953 - 1954 - 1955 - 1956 - 1957 - 1958 - 1959 - 1960 - 1961 - 1962 - 1963 - 1964 - 1965 - 1966 - 1967 - 1968 - 1969 - 1970 - 1971 - 1972 - 1973 - 1974 - 1975 - 1976 - 1977 - 1978 - 1979 - 1980 - 1981 - 1982 - 1983 - 1984 - 1985 - 1986 - 1987 - 1988 - 1989 - 1990 - 1991 - 1992 - 1993 - 1994 - 1995 - 1996 - 1997 - 1998 - 1999 - 2000






PLATE I




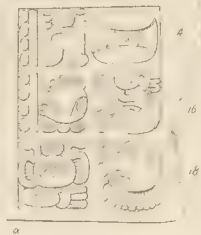



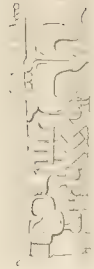




PLATE 11

ALTAR, Z. See Plate 113 a. & Page 68







a AL. AR. Z. see Plate II. and Page 66




East wall of M.N. 10. 10. Late I and A. N. 10. *See Plate II. and Page 66*




(c) SIDE VIEW OF THE ALTAR IN FRONT OF STELLA D. *See Plate II. and Page 66*







ALTAR IN FRONT OF STELA F. See Plates 51-57 and 114, and Pages 48 & 69





1911. 11. 11. 11. 11.

G 3




20000000

Antiquity Plate II




A VIEW IN THE GREAT PLAZA






ALTAR T, SOUTH SIDE. See Plates 95 96 and 119 & Pages 60-62 and 69





ALTAR T, NORTH SIDE. See Plates 97 & 98 and Pages 60 & 61





ALTAR T. EAST SIDE. See Plates 95-96 and 118 & Figs 67-62 & 69







SPECIAL 85-B
OVERSIZE 5149
v. 1

